

# M100 - Assembly instruction R5-7,5M with up-and-over garage door



**Snoei**  
 PREFAB BUILDINGS

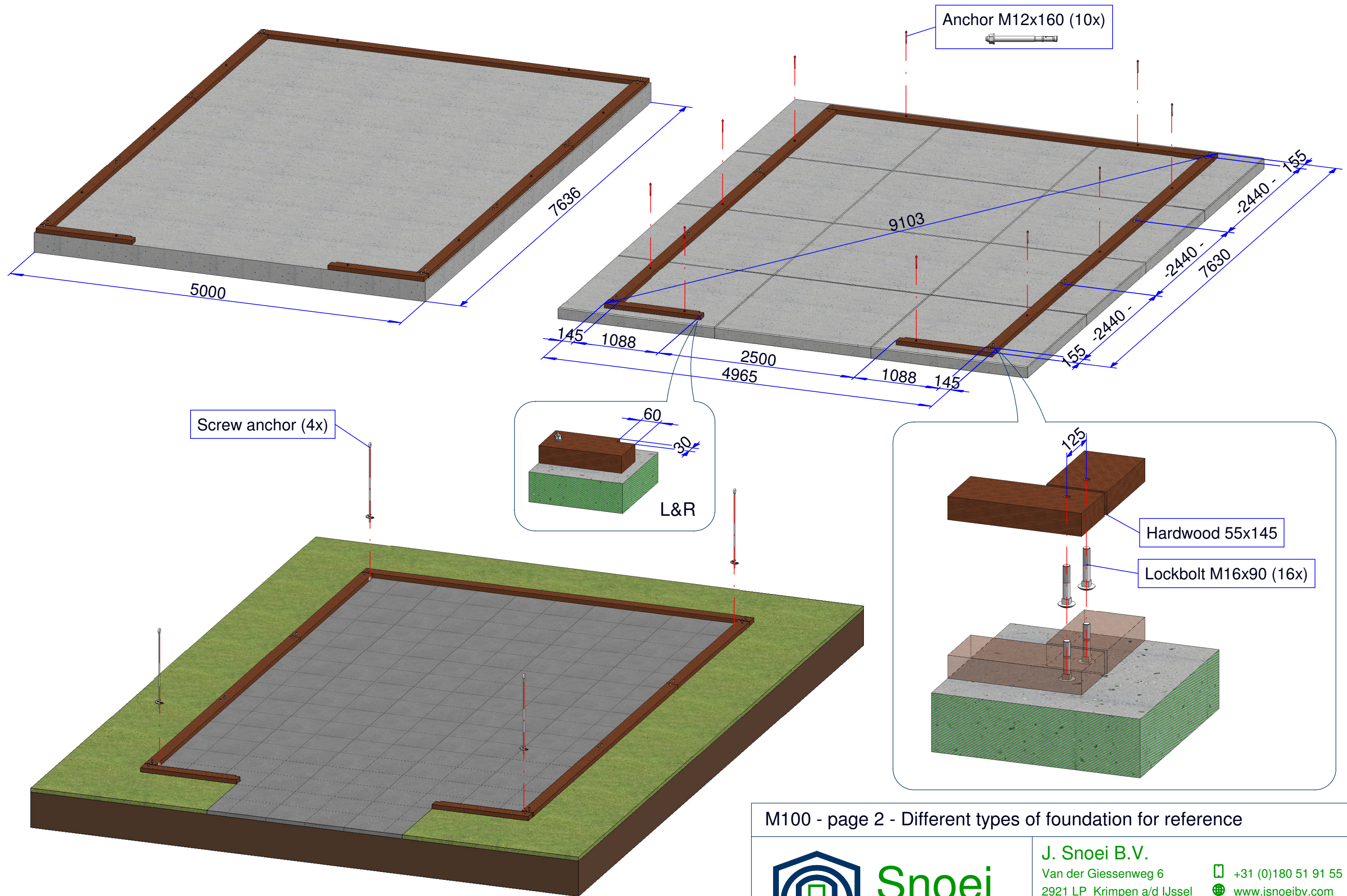
**J. Snoei B.V.**

Van der Giessenweg 6  
 2921 LP Krimpen a/d IJssel  
 The Netherlands

+31 (0)180 51 91 55  
[www.jsnoeibv.com](http://www.jsnoeibv.com)  
[Info@jsnoeibv.com](mailto:Info@jsnoeibv.com)

This drawing is our property and is confidential It is not allowed to copy or to show to third parties, without our written permission.





M100 - page 2 - Different types of foundation for reference



**Snoei**  
 PREFAB BUILDINGS

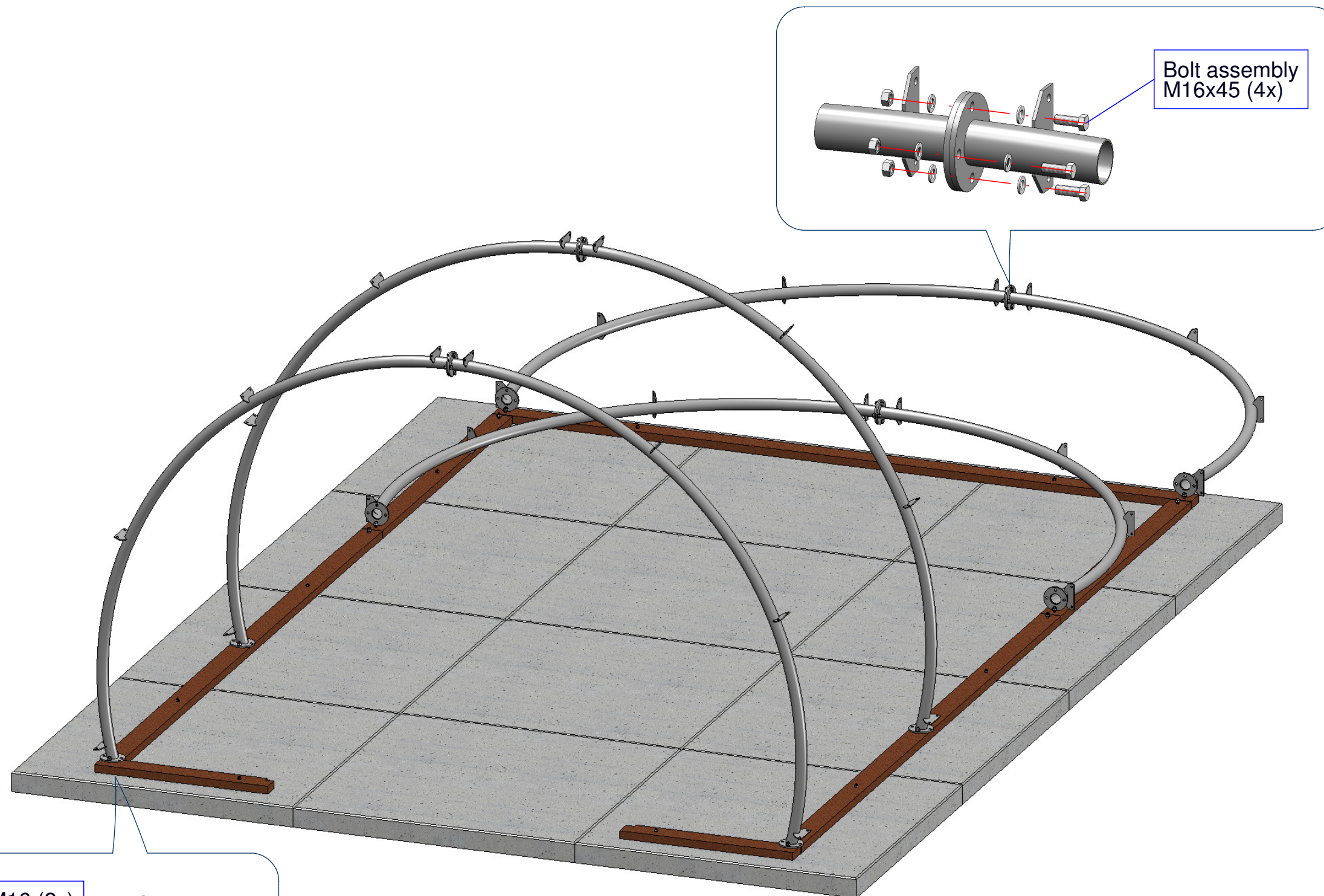
**J. Snoei B.V.**

Van der Giessenweg 6  
 2921 LP Krimpen a/d IJssel  
 The Netherlands

+31 (0)180 51 91 55  
[www.jsnoeibv.com](http://www.jsnoeibv.com)  
[Info@jsnoeibv.com](mailto:Info@jsnoeibv.com)

This drawing is our property and is confidential. It is not allowed to copy or to show to third parties, without our written permission.





Bolt assembly  
M16x45 (4x)

Nut + ring M16 (2x)

# M100 - page 3 - Erection of the rafters



**Snoei**  
PREFAB BUILDINGS

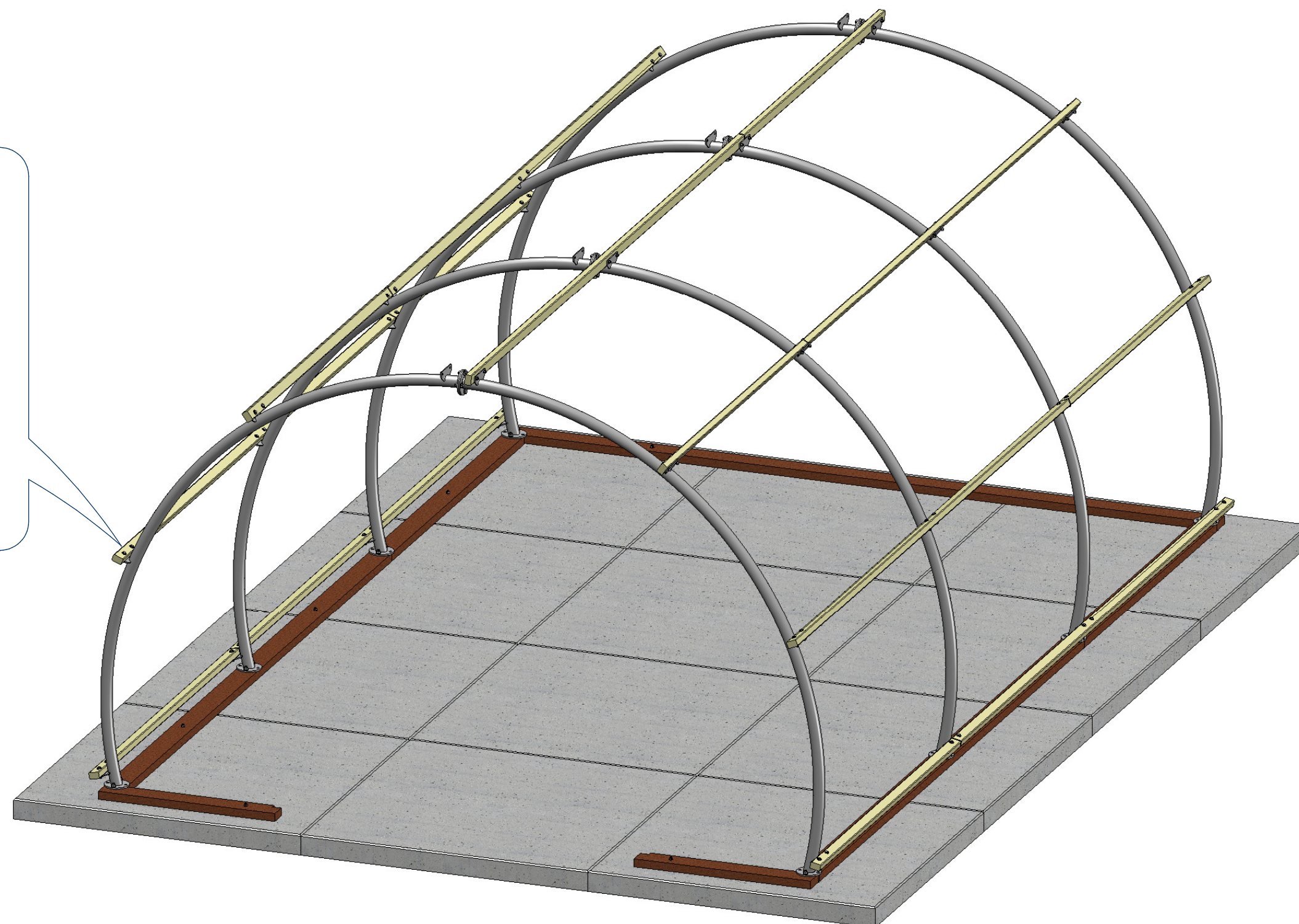
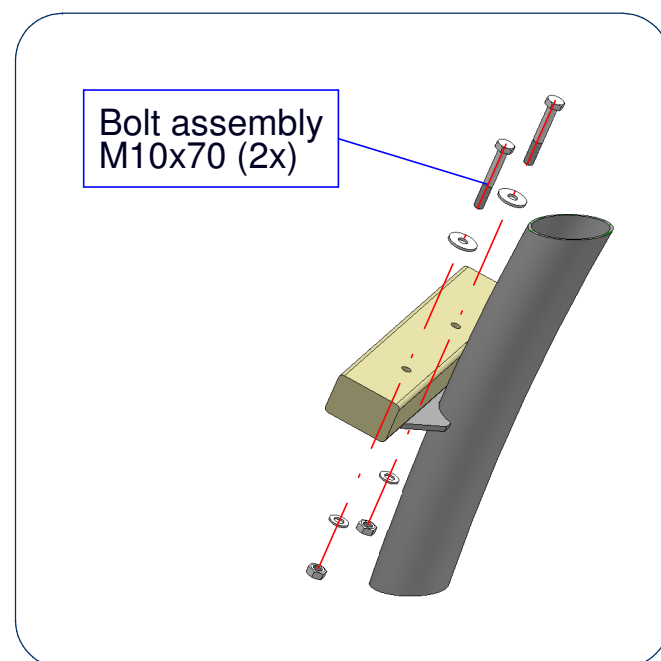
**J. Snoei B.V.**

Van der Giessenweg 6  
2921 LP Krimpen a/d IJssel  
The Netherlands

+31 (0)180 51 91 55  
www.jsnoeibv.com  
Info@jsnoeibv.com

This drawing is our property and is confidential It is not allowed to copy or to show to third parties, without our written permission.





# M100 - page 4 - Assembly of the purlins



**Snoei**  
 PREFAB BUILDINGS

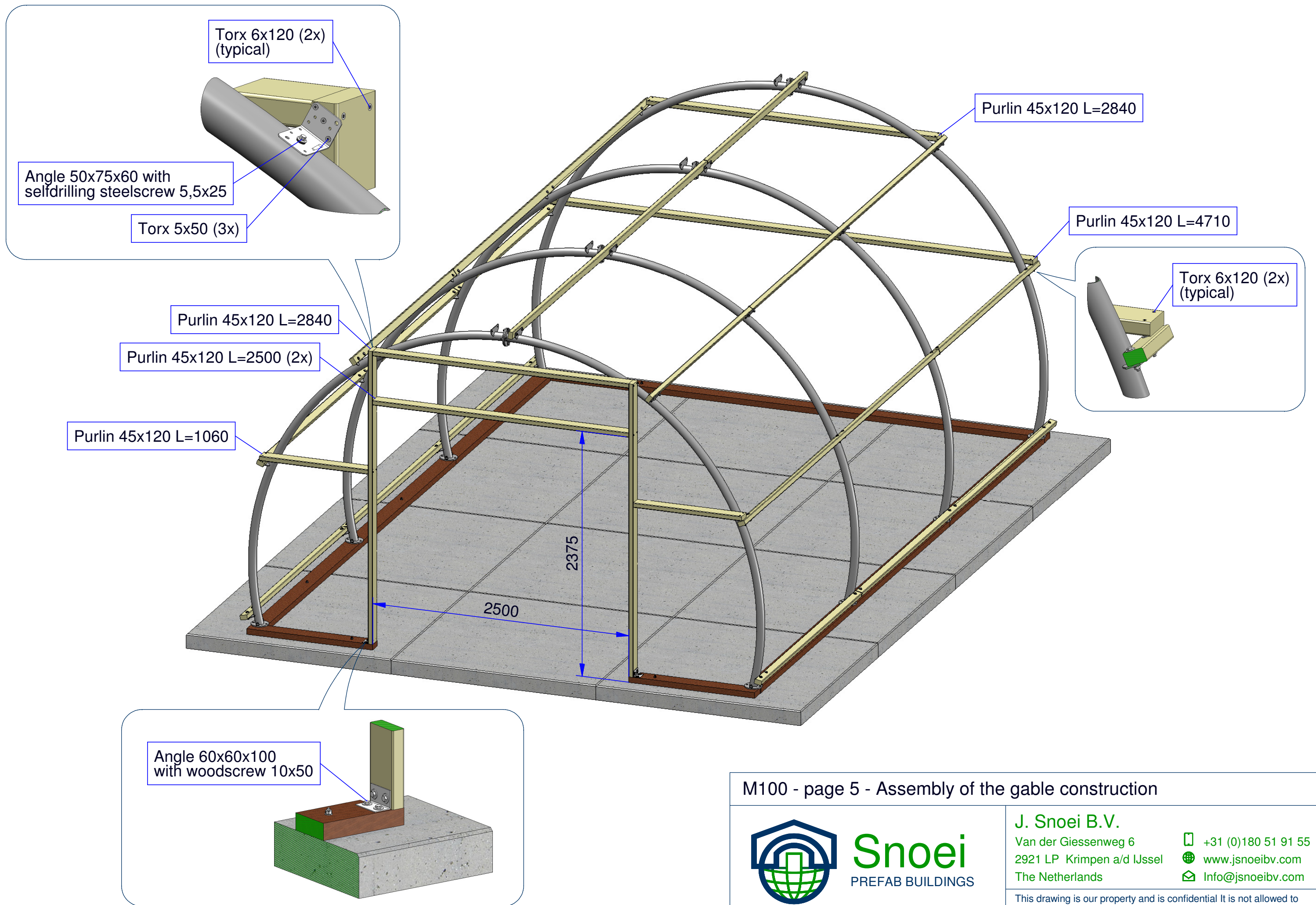
**J. Snoei B.V.**

Van der Giessenweg 6  
 2921 LP Krimpen a/d IJssel  
 The Netherlands

+31 (0)180 51 91 55  
[www.jsnoeibv.com](http://www.jsnoeibv.com)  
[Info@jsnoeibv.com](mailto:Info@jsnoeibv.com)

This drawing is our property and is confidential. It is not allowed to copy or to show to third parties, without our written permission.





# M100 - page 5 - Assembly of the gable construction



**Snoei**  
 PREFAB BUILDINGS

**J. Snoei B.V.**

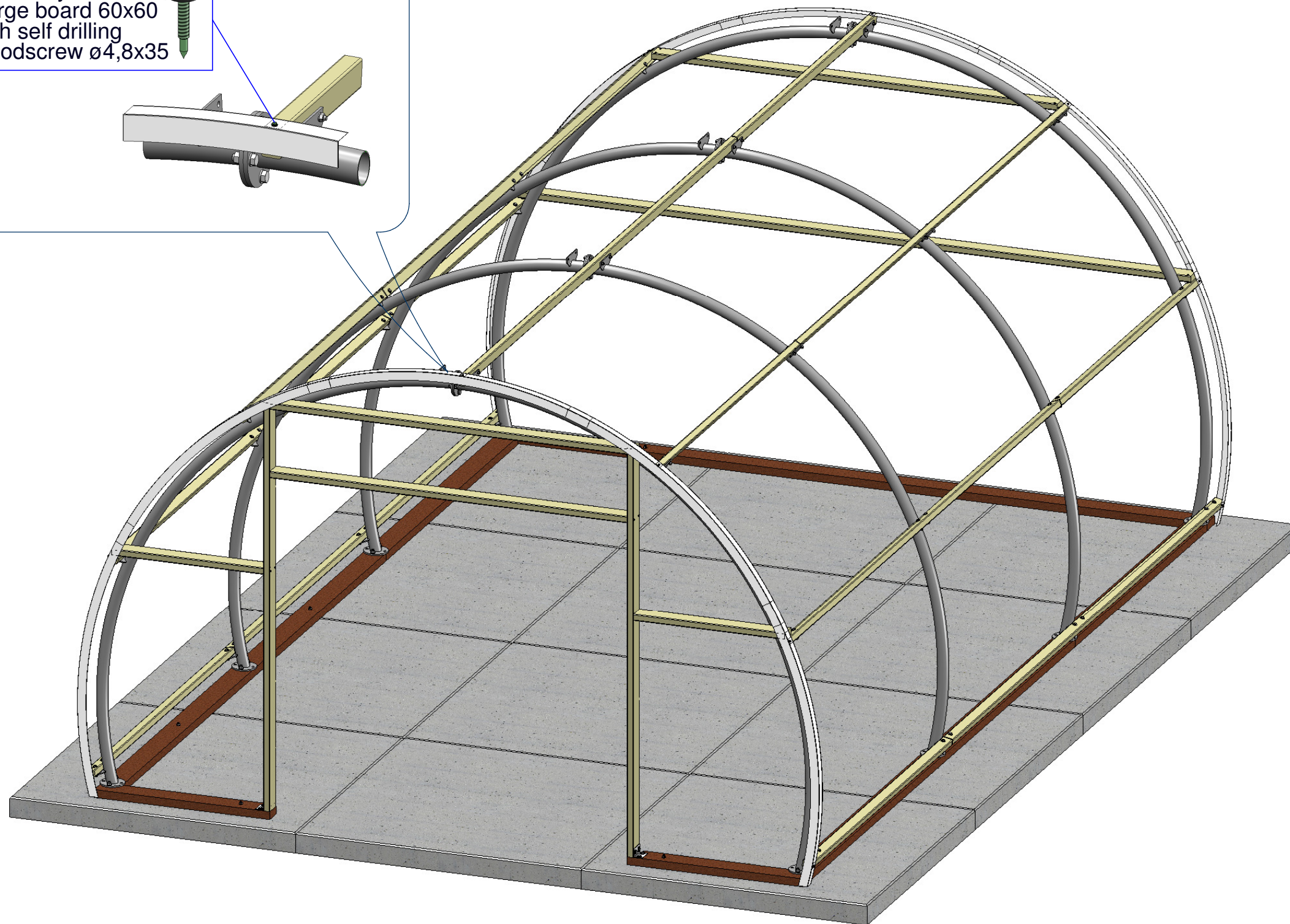
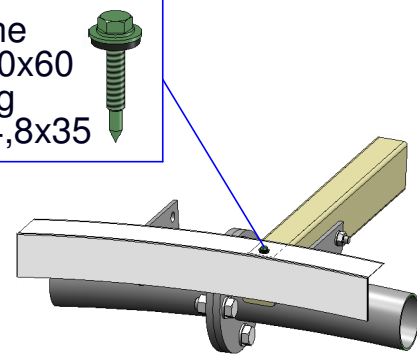
Van der Giessenweg 6  
 2921 LP Krimpen a/d IJssel  
 The Netherlands

+31 (0)180 51 91 55  
[www.jsnoeibv.com](http://www.jsnoeibv.com)  
[Info@jsnoeibv.com](mailto:Info@jsnoeibv.com)

This drawing is our property and is confidential. It is not allowed to copy or to show to third parties, without our written permission.



Assembly of the  
barge board 60x60  
with self drilling  
woodscrew  $\varnothing 4,8 \times 35$



M100 - page 6 - Assembly of the barge boards 60x60



**Snoei**  
PREFAB BUILDINGS

**J. Snoei B.V.**

Van der Giessenweg 6  
2921 LP Krimpen a/d IJssel  
The Netherlands

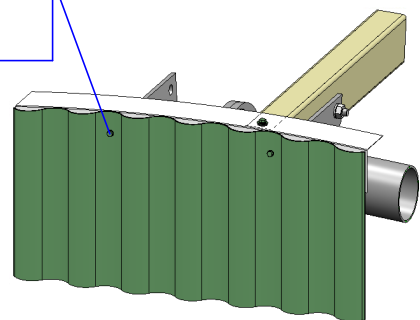
+31 (0)180 51 91 55  
[www.jsnoeibv.com](http://www.jsnoeibv.com)  
[Info@jsnoeibv.com](mailto:Info@jsnoeibv.com)

This drawing is our property and is confidential. It is not allowed to copy or to show to third parties, without our written permission.

24.01.2023



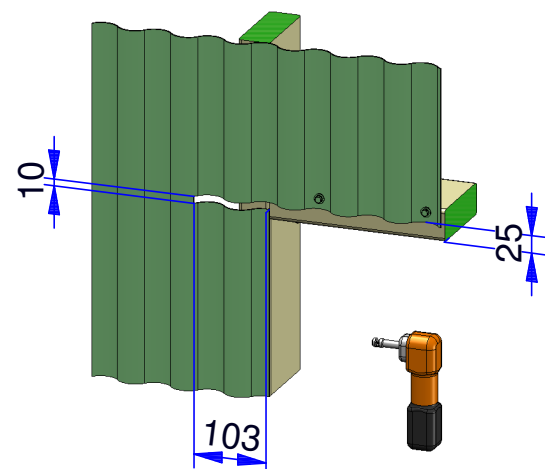
Self drilling steelscrew  
 $\varnothing 4,2 \times 13$   
 3 per sheet



Round the  
 corrugated sheets  
 with a nibbler



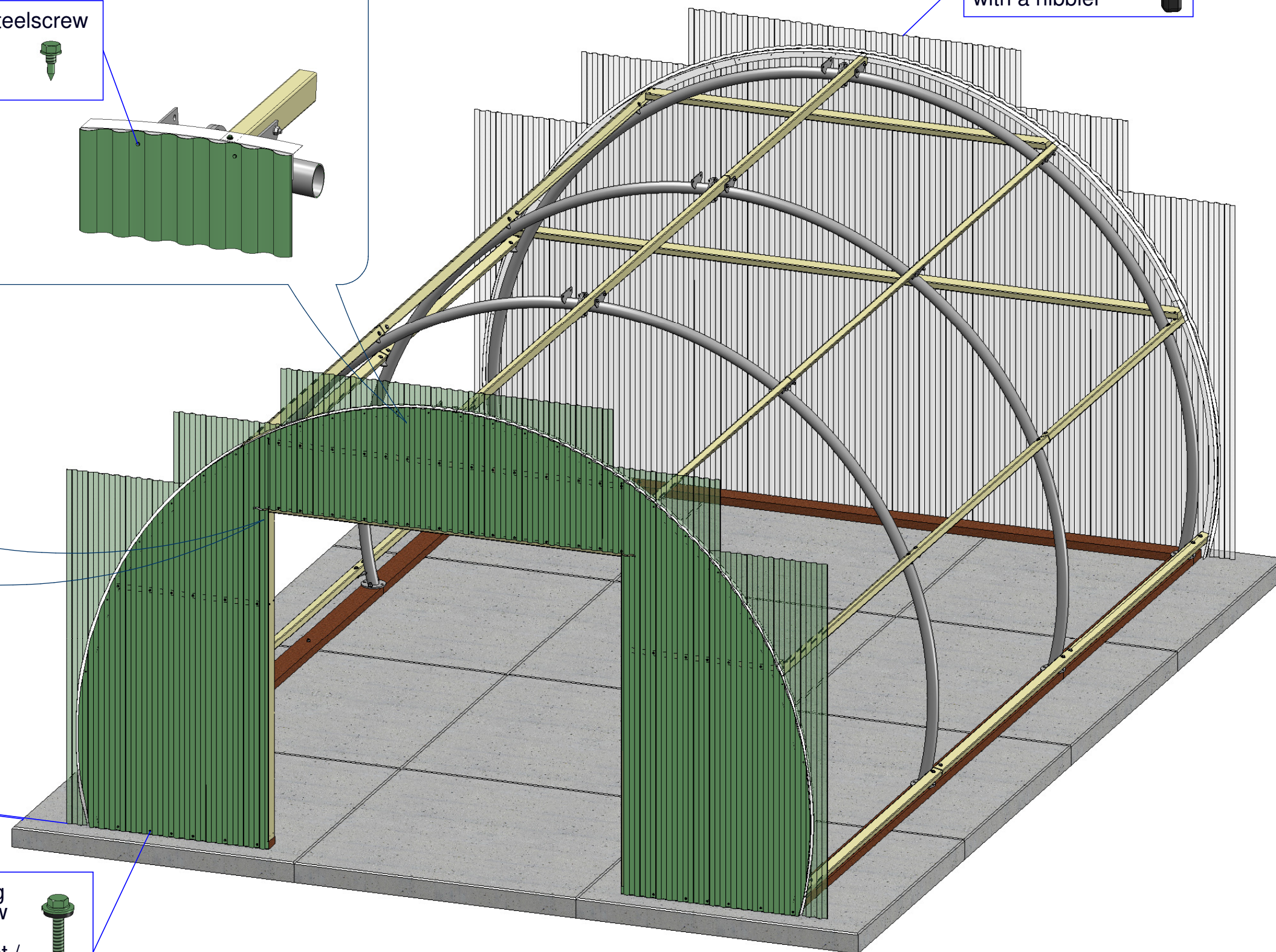
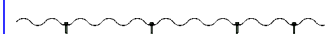
Door opening details



Always use a nibbler

+/- 10mm

Self drilling  
 woodscrew  
 $\varnothing 4,8 \times 35$   
 4 per sheet /  
 per purlin



M100 - page 7 - Facade cladding



**Snoei**  
 PREFAB BUILDINGS

**J. Snoei B.V.**

Van der Giessenweg 6  
 2921 LP Krimpen a/d IJssel  
 The Netherlands

+31 (0)180 51 91 55

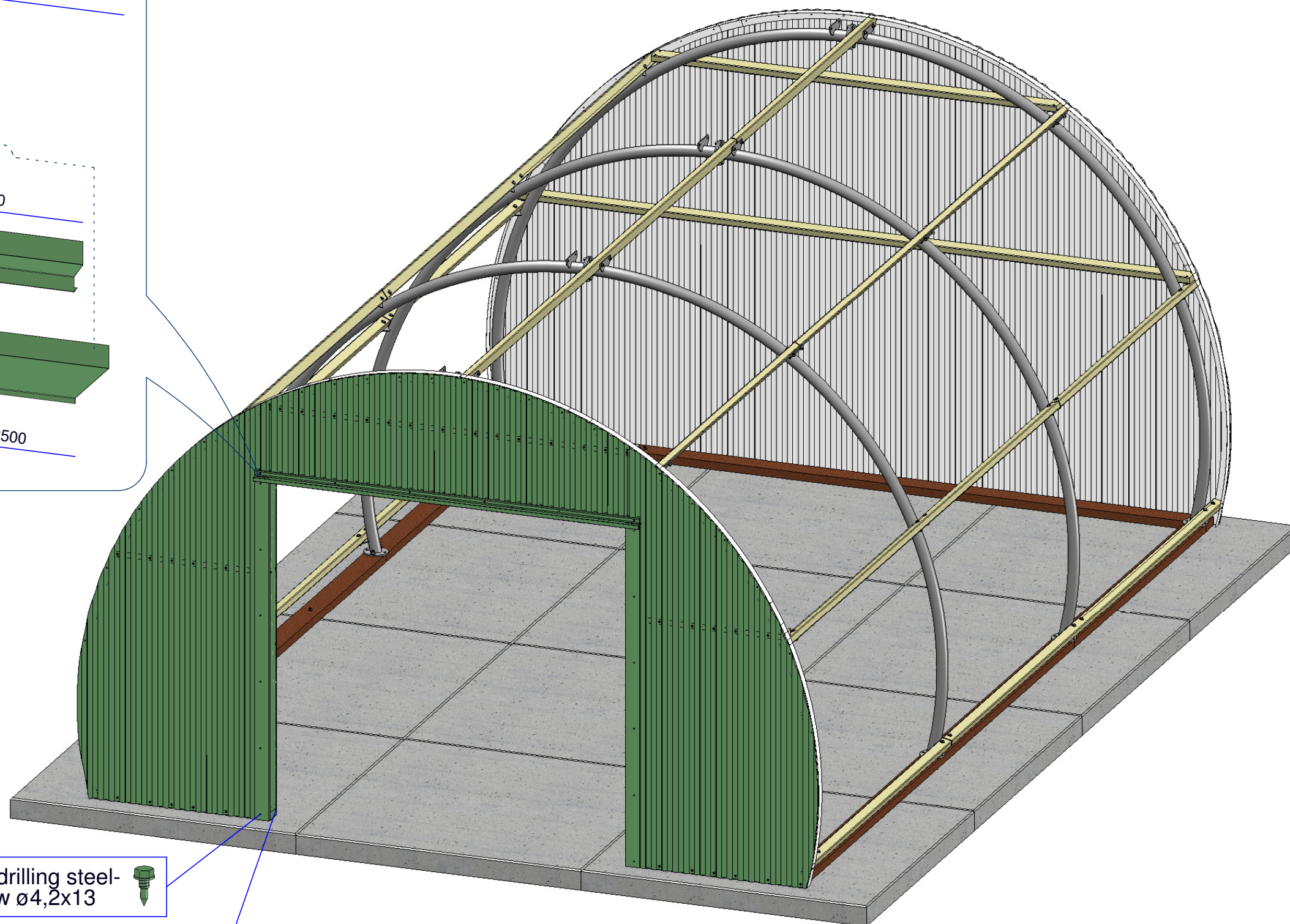
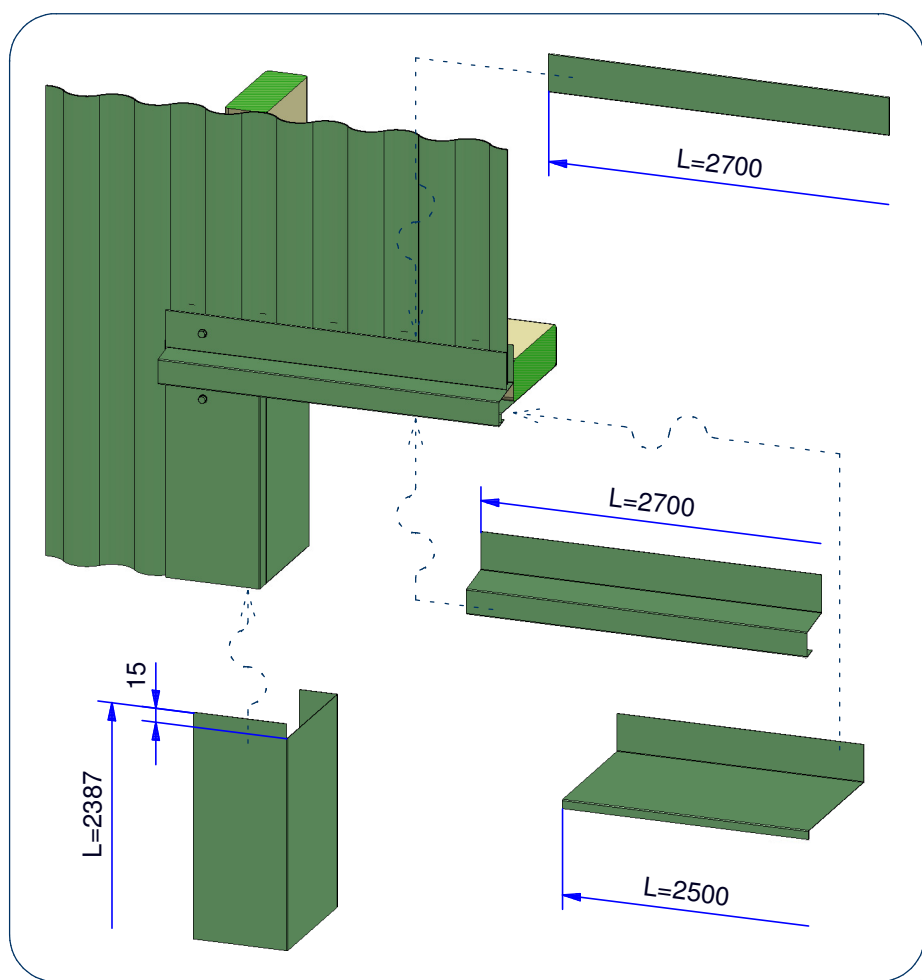
[www.jsnoeibv.com](http://www.jsnoeibv.com)

[Info@jsnoeibv.com](mailto:Info@jsnoeibv.com)

This drawing is our property and is confidential. It is not allowed to copy or to show to third parties, without our written permission.

24.01.2023





Self drilling steel-screw  $\varnothing 4,2 \times 13$



Self drilling woodscrew  $\varnothing 4,8 \times 35$



M100 - page 8 - Sheetmetal parts around the door



**Snoei**  
 PREFAB BUILDINGS

**J. Snoei B.V.**

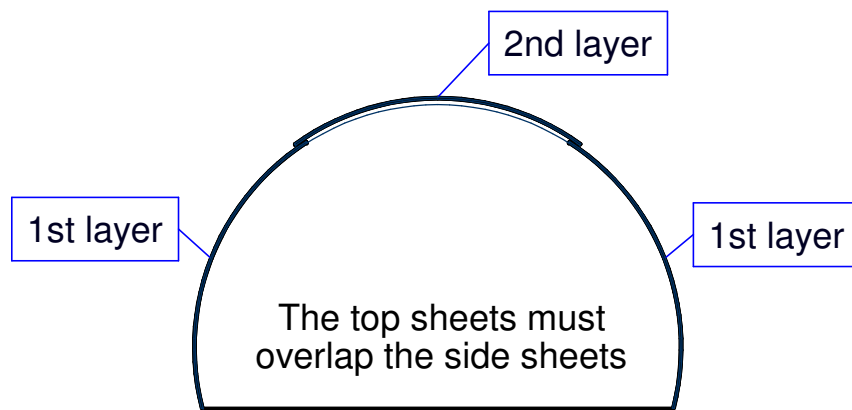
Van der Giessenweg 6  
 2921 LP Krimpen a/d IJssel  
 The Netherlands

+31 (0)180 51 91 55  
[www.jsnoeibv.com](http://www.jsnoeibv.com)  
[Info@jsnoeibv.com](mailto:Info@jsnoeibv.com)

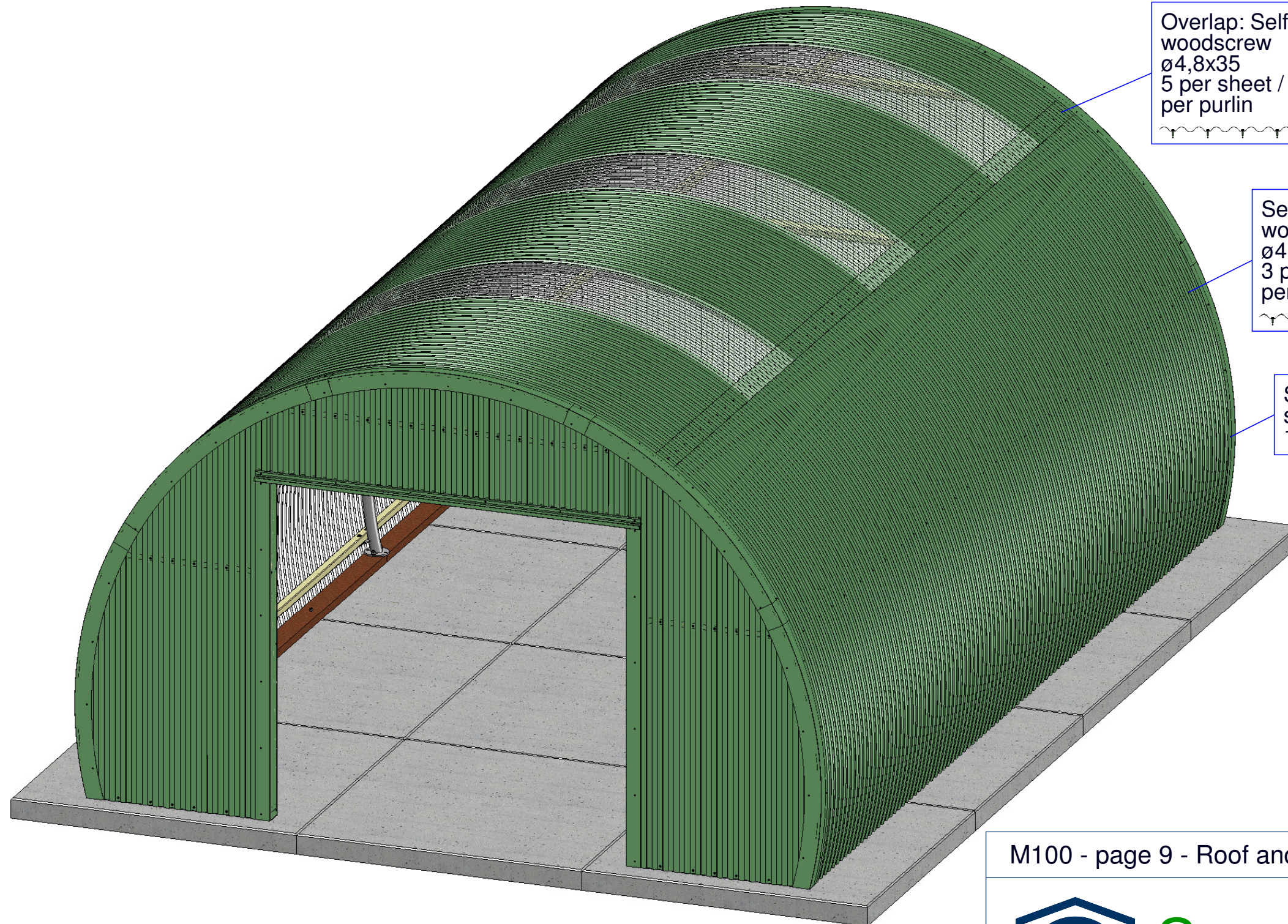
This drawing is our property and is confidential. It is not allowed to copy or to show to third parties, without our written permission.

24.01.2023









The polycarbonate sheet must overlap the steel sheets on the left and right  
Use self-drilling wood screws  $\varnothing 4.8 \times 35$  - 5 per polycarbonate sheet / per purlin





Overlap: Self drilling  
woodscrew  
 $\varnothing 4,8 \times 35$   
5 per sheet /  
per purlin

Self drilling  
woodscrew  
 $\varnothing 4,8 \times 35$   
3 per sheet /  
per purlin

Self drilling  
steelscrew  $\varnothing 4,2 \times 13$   
10 per barge board

M100 - page 9 - Roof and barge boards



**Snoei**  
PREFAB BUILDINGS


**J. Snoei B.V.**

Van der Giessenweg 6  
2921 LP Krimpen a/d IJssel  
The Netherlands

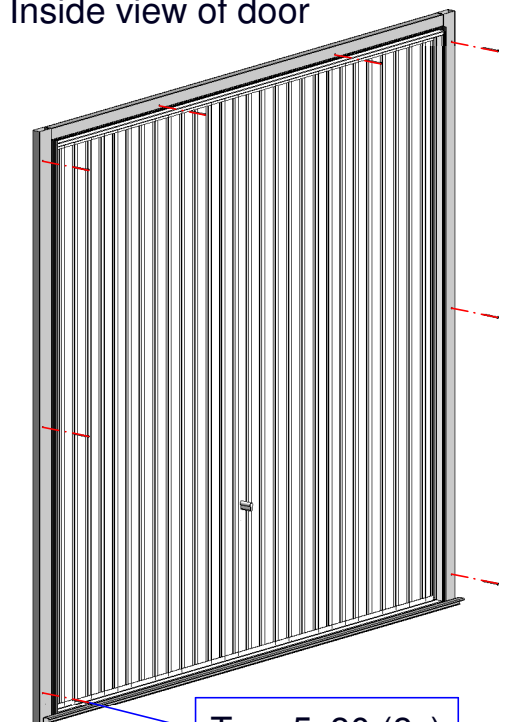
+31 (0)180 51 91 55  
[www.jsnoeibv.com](http://www.jsnoeibv.com)  
[Info@jsnoeibv.com](mailto:Info@jsnoeibv.com)

This drawing is our property and is confidential It is not allowed to copy or to show to third parties, without our written permission.





Inside view of door



Torx 5x80 (8x)

Note; mounting of the door rails to the roof according to the instruction supplied with the door

M100 - page 10 - Mounting of the up-and-over garage door



**Snoei**  
 PREFAB BUILDINGS

**J. Snoei B.V.**

Van der Giessenweg 6  
 2921 LP Krimpen a/d IJssel  
 The Netherlands

+31 (0)180 51 91 55  
[www.jsnoeibv.com](http://www.jsnoeibv.com)  
[Info@jsnoeibv.com](mailto:Info@jsnoeibv.com)

This drawing is our property and is confidential. It is not allowed to copy or to show to third parties, without our written permission.

24.01.2023